

Table I - Summary Statement holding of specified securities

Category (i)	Category of shareholder (ii)	Nos. of shareholders (iii)	No. of fully paid up equity shares held (iv)	No. of Partly paid-up equity shares held (v)	No. of shares underlying Depository/ Receipts (vi)	Total nos. shares held (vii) = (iv)+(v)+(vi)	Shareholding as a % of total no. of shares (calculated as per SCRR, 1957) (viii) As a % of (A+B+C2)	Number of Voting Rights held in each class of securities (ix)			Total as a % of (A+B+C)	No. of Shares Underlying Outstanding convertible securities (including Warrants) (x)	Shareholding, as a % assuming full conversion of convertible securities (as a percentage of diluted share capital) (xi) = (vii)-(x) As a % of (A+B+C2)	Number of Locked in shares (xii)		Number of Shares pledged or otherwise encumbered (xiii)		Number of equity shares held in dematerialized form (xiv)
								Class eg: X	Class eg: Y	TOTAL				No. (a)	As a % of total Shares held (b)	No. (a)	As a % of total Shares held (b)	
(A)	Promoter & Group	34	58,47,139	---	---	58,47,139	35.85	58,47,139	---	58,47,139	35.85	8,00,000	4	8,60,600	5.28	---	---	58,47,139
(B)	Non Public	12,013	104,63,661	---	---	104,63,661	64.15	104,63,661	---	104,63,661	64.15	28,89,200	14.45	25,000	0.15	---	---	102,71,651
(C)	Promoter-Non Public	---	---	---	---	---	---	---	---	---	---	---	---	---	---	---	---	---
(C1)	Shares underlying DRS	---	---	---	---	---	---	---	---	---	---	---	---	---	---	---	---	---
(C2)	Shares held by Employee Trusts	---	---	---	---	---	---	---	---	---	---	---	---	---	---	---	---	---
	Total	12,047	163,10,800	---	---	163,10,800	100	163,10,800	---	163,10,800	100	36,89,200	18.45	8,85,600	5.43	---	---	161,18,790





Table II - Statement showing shareholding pattern of the Promoter and Promoter Group

1	Category & Name of shareholders (i)	PAN (ii)	Nos. of shareholders (iii)	No. of fully paid up equity shares held (iv)	Partly paid-up equity shares held (v)	No. of shares underlying Depository/ Receipts (vi)	Total nos. shares held (VII) = (iv)+(v)+(vi)	Shareholding Calculated as per SCRR, 1957 As a % of (A+B+C2) (VIII)	No of Voting Rights		Total as a % of Total Voting rights	No. of Shares Underlying convertible securities (including Warrants) (x)	Shareholding, as a % assuming full conversion of convertible securities (as a percentage of diluted share capital) (XI) = (VII)+(X) As a % of (A+B+C2)	Number of Locked in shares (XII)		Number of Shares pledged or otherwise encumbered (XIII)		Number of equity shares held in dematerialized form (XIV)		
									Class eg: X	Class eg: Y				TOTAL	No. (a)	As a % of total Shares held (b)	No. (a)		As a % of total Shares held (b)	
(a)	Individuals/Hindu undivided Family	---	30	47,56,039	---	---	47,56,039	29.16	Class eg: X	Class eg: Y	TOTAL	47,56,039	29.16	8,60,600	4	8,60,600	5.28	---	---	47,56,039
	Mahendra G. Patel	ABPP6463H	---	1,14,000	---	---	1,14,000	0.7	---	---	---	1,14,000	0.7	---	---	---	---	---	---	1,14,000
	Kalishaben M. Patel	AETPP8899M	---	80,000	---	---	80,000	0.49	---	---	---	80,000	0.49	---	---	---	---	---	---	80,000
	Munjal M. Patel	ASPP2705F	---	4,28,000	---	---	4,28,000	2.62	---	---	---	4,28,000	2.62	1,62,500	0.81	4,28,000	2.63	---	---	4,28,000
	Manish M. Patel	ASNP9593N	---	8,00,000	---	---	8,00,000	4.9	---	---	---	8,00,000	4.9	---	---	---	---	---	---	8,00,000
	Nidhi M. Patel	ANVP2491D	---	54,000	---	---	54,000	0.33	---	---	---	54,000	0.33	---	---	---	---	---	---	54,000
	Rajinibhai G. Patel	ABPP9440Q	---	3,05,400	---	---	3,05,400	1.87	---	---	---	3,05,400	1.87	---	---	---	---	---	---	3,05,400
	Kajinaben R. Patel	ACGP2813Q	---	2,93,100	---	---	2,93,100	1.8	---	---	---	2,93,100	1.8	---	---	---	---	---	---	2,93,100
	Ashish R. Patel	AGAP6089Q	---	5,29,801	---	---	5,29,801	3.25	---	---	---	5,29,801	3.25	---	---	---	---	---	---	5,29,801
	Shivani B. Shah	ALSP8818B	---	2,02,000	---	---	2,02,000	1.24	---	---	---	2,02,000	1.24	---	---	---	---	---	---	2,02,000
	Siddharth R. Patel	AUPP8619F	---	95,000	---	---	95,000	0.58	---	---	---	95,000	0.58	3,25,000	1.63	95,000	0.58	---	---	95,000
	Gulabhai I. Patel	ABPP9435K	---	1,22,400	---	---	1,22,400	0.75	---	---	---	1,22,400	0.75	---	---	---	---	---	---	1,22,400
	Shardaben G. Patel	ABPP9410E	---	1,09,000	---	---	1,09,000	0.67	---	---	---	1,09,000	0.67	---	---	---	---	---	---	1,09,000
	Arvindhai G. Patel	AGVP9549P	---	1,11,000	---	---	1,11,000	0.68	---	---	---	1,11,000	0.68	---	---	---	---	---	---	1,11,000
	Hansaben A. Patel	ACNP2313G	---	1,17,200	---	---	1,17,200	0.72	---	---	---	1,17,200	0.72	---	---	---	---	---	---	1,17,200
	Amer A. Patel	ACRP2809F	---	60,000	---	---	60,000	0.37	---	---	---	60,000	0.37	---	---	---	---	---	---	60,000
	Anand A. Patel	AGAP0508I	---	1,32,000	---	---	1,32,000	0.81	---	---	---	1,32,000	0.81	---	---	---	---	---	---	1,32,000
	Hasanukhshai I. Patel	ABOP9512D	---	2,23,600	---	---	2,23,600	1.37	---	---	---	2,23,600	1.37	1,50,000	0.75	2,23,600	1.37	---	---	2,23,600
	Dharmsthaben H. Patel	ACPP6129M	---	65,003	---	---	65,003	0.4	---	---	---	65,003	0.4	---	---	---	---	---	---	65,003
	Yogeshkumar I. Patel	ACPP1146M	---	65,900	---	---	65,900	0.4	---	---	---	65,900	0.4	---	---	---	---	---	---	65,900
	Meenaben Y. Patel	AETP4296D	---	129	---	---	129	0	---	---	---	129	0	---	---	---	---	---	---	129
	Patel Anandh Hasnukhshai	AKHP8294P	---	51,200	---	---	51,200	0.31	---	---	---	51,200	0.31	---	---	---	---	---	---	51,200
	Jijal H. Patel	AICP9487E	---	51,200	---	---	51,200	0.31	---	---	---	51,200	0.31	---	---	---	---	---	---	51,200
	Manashbhai M. Patel	ABRP3708Q	---	1,81,900	---	---	1,81,900	1.12	---	---	---	1,81,900	1.12	---	---	---	---	---	---	1,81,900
	Multrishai V. Patel	ACAP2782Q	---	91,830	---	---	91,830	0.56	---	---	---	91,830	0.56	---	---	---	---	---	---	91,830
	Manruben I. Patel	ACPP2222B	---	92,900	---	---	92,900	0.57	---	---	---	92,900	0.57	---	---	---	---	---	---	92,900
	Dharmshai B. Patel	ABOP9591A	---	1,32,900	---	---	1,32,900	0.81	---	---	---	1,32,900	0.81	---	---	---	---	---	---	1,32,900
	Bhargathi T. Patel	ABEP0426E	---	22,250	---	---	22,250	0.14	---	---	---	22,250	0.14	---	---	---	---	---	---	22,250
	Ishwarlal A. Patel	ABRP7054R	---	50,600	---	---	50,600	0.31	---	---	---	50,600	0.31	---	---	---	---	---	---	50,600
	Yogeshiben M. Patel	ACSP0112N	---	326	---	---	326	0	---	---	---	326	0	---	---	---	---	---	---	326
	Renukaben M. Patel	ACRP5242N	---	1,73,400	---	---	1,73,400	1.06	---	---	---	1,73,400	1.06	---	---	---	---	---	---	1,73,400
(b)	Central Government/ State Government(s)	---	---	---	---	---	---	---	---	---	---	---	---	---	---	---	---	---	---	---
(c)	Financial Institutions/ Banks	---	---	---	---	---	---	---	---	---	---	---	---	---	---	---	---	---	---	---
(d)	Any Other Bodies Corporate	---	4	10,91,100	---	---	10,91,100	6.69	---	---	---	10,91,100	6.69	---	---	---	---	---	---	10,91,100
	Downtown Finance Pvt. Ltd.	AAAC0568M	---	1,06,000	---	---	1,06,000	0.65	---	---	---	1,06,000	0.65	---	---	---	---	---	---	1,06,000
	Kanara Distributors Ltd.	AAAC0800D	---	10,100	---	---	10,100	0.06	---	---	---	10,100	0.06	---	---	---	---	---	---	10,100
	Downtown Travels Pvt. Ltd.	AAAC02019E	---	4,75,000	---	---	4,75,000	2.91	---	---	---	4,75,000	2.91	---	---	---	---	---	---	4,75,000
	Sunmed Corporation Pvt. Ltd.	AAHC04502G	---	5,00,000	---	---	5,00,000	3.07	---	---	---	5,00,000	3.07	---	---	---	---	---	---	5,00,000



2	Foreign	Sub-Total (A)(1)	34	58,47,139		58,47,139		35.85	58,47,139		58,47,139		35.85	8,00,000		4	8,60,500	5.28		58,47,139
(a)	Individuals (Non-Resident Individuals/ Foreign Individuals)																			
(b)	Government																			
(c)	Institutions																			
(d)	Foreign Portfolio Investor																			
(e)	Any Other (Specify)																			
(f)	Sub-Total (A)(2)																			
	Total Shareholding of Promoter and Promoter Group (A) = (A)(1)+(A)(2)		34	58,47,139		58,47,139		35.85	58,47,139		58,47,139		35.85	8,00,000		4	8,60,500	5.28		58,47,139




Table III - Statement showing shareholding pattern of the Public shareholder

Category & Name of shareholders (i)	PAN (ii)	Nos. of shareholders (iii)	No. of fully paid up equity shares held (iv)	Partly paid-up equity shares held (v)	No. of shares underlying/ Depository/ Receipts (vi)	Total nos. Shares held (vii) (IV+V+VI)	Shareholding Calculated as per SCRR, 1957 As a % of (A+B+C2) (viii)	Number of Voting Rights held in each class of securities (ix)			Total as a % of Total Voting rights	No. of Shares Underlying Outstanding convertible securities (including Warrants) (x)	Shareholding, as a % assuming full conversion of convertible securities (as a percentage of diluted share capital) (xi) = (vii)+(x) As a % of (A+B+C2)	Number of Locked in Shares (xii)	As a % of total Shares held (b)	Number of Shares pledged or otherwise encumbered (xiii)	As a % of total Shares held (b)	Number of equity shares held in dematerialized form (xiv)
								Class eg: X	Class eg: Y	TOTAL								
1 Institutions																		
(a) Mutual Funds/																		
(b) Venture Capital Funds																		
(c) Alternate Investment Funds																		
(d) Foreign Venture Capital Investors																		
(e) Foreign Portfolio Investors			25,505			25,505	0.16		25,505		25,505	0.16						25,505
(f) Financial Institutions/ Banks			750			750	0		750		750	0						750
(g) Insurance Companies																		
(h) Provident Funds/ Pension Funds																		
(i) Any Other (specify)																		
2 Central Government/ State Government(s)/ President of India			26,255			26,255	0.16		26,255		26,255	0.16						26,255
Sub-Total (B)(2)																		
3 Non-Institutions																		
Individuals																		
i. Individual shareholders holding nominal share capital upto Rs. 2 lakhs.			46,61,892			46,61,892	28.58		46,61,892		46,61,892	28.58						44,72,882
ii. Individual shareholders holding nominal share capital in excess of Rs. 2 lakhs.			21,85,948			21,85,948	13.4		21,85,948		21,85,948	13.4						21,85,948
Sub-Total (B)(3)																		
Total																		
SHARAD KANWAL SHAH	AKR95623N	4,71,624	4,71,624			4,71,624	2.89		4,71,624		4,71,624	2.89						4,71,624
SANJAY GIJUNHA AMIN	AAKFT1167F	2,97,536	2,97,536			2,97,536	1.82		2,97,536		2,97,536	1.82						2,97,536
VINAY SAGARAJAN	AAEEL1291B	1,54,800	1,54,800			1,54,800	0.95		1,54,800		1,54,800	0.95						1,54,800
POONAM BARKIN DESAI	ADMFD1697F	1,47,011	1,47,011			1,47,011	0.9		1,47,011		1,47,011	0.9						1,47,011
JAYANTILAL DUNGARIDAS PATEL	ABHPP4496K	85,311	85,311			85,311	0.52		85,311		85,311	0.52						85,311
KAMLESH NANVICHANDRA SHAH	ADUPR8024R	80,000	80,000			80,000	0.49		80,000		80,000	0.49						80,000
CHALLA RAMA KRISHNA REDDY	ACBPC74859I	80,000	80,000			80,000	0.49		80,000		80,000	0.49						80,000
VARA LAKSHMI G	AELPV6536R	71,800	71,800			71,800	0.44		71,800		71,800	0.44						71,800
PARESH NAVJITLAL BHAGAT	AABPB1073B	62,500	62,500			62,500	0.38		62,500		62,500	0.38						62,500
adity khanna	AADOP7812I	62,463	62,463			62,463	0.38		62,463		62,463	0.38						62,463
KISHORE M BANG	AAEHL1871I	60,000	60,000			60,000	0.37		60,000		60,000	0.37						60,000
GEORGE FRANCOIS CASTELINO	AABPCT761K	51,276	51,276			51,276	0.31		51,276		51,276	0.31						51,276
VINAY CHITAN KAPASI	BBEPK7423B	44,500	44,500			44,500	0.27		44,500		44,500	0.27						44,500
NEELIMA KALURUDI	AAMCR3072G	43,595	43,595			43,595	0.27		43,595		43,595	0.27						43,595
ASHOK MALHOTRA	AAZPV1480F	42,300	42,300			42,300	0.26		42,300		42,300	0.26						42,300
CHEJAN HIMANTAL KAPASI	AGPK4821H	34,150	34,150			34,150	0.21		34,150		34,150	0.21						34,150
Srinath Adiga	ALYPA6251G	30,150	30,150			30,150	0.18		30,150		30,150	0.18						30,150
BARJAT DHRUVAL SHAH	AAOP94343K	30,000	30,000			30,000	0.18		30,000		30,000	0.18						30,000




Table IV - Statement showing shareholding pattern of the Non Promoter- Non Public shareholder

Category & Name of Shareholders (I)	PAN (II)	Nos. of shareholders (III)	No. of fully paid up equity shares held (IV)	Partly paid-up equity shares held (V)	No. of shares underlying Depository/ Receipts (VI)	Total nos. shares held (VII)= (IV+V+VI)	Shareholding Calculated as per SCRR, 1957 As a % of (A+B+C2) (VIII)	Number of Voting Rights held in each class of securities (IX)			Total as a % of Total Voting rights	No. of Shares Underlying Outstanding convertible securities (including Warrants) (X)	Shareholding as a % assuming full conversion of convertible securities (as a percentage of diluted share capital) (XI)= (VII)+(X) As a % of (A+B+C2)	Number of Locked in shares (XII)	Number of Shares pledged or otherwise encumbered (XIII)	Number of equity shares held in dematerialized form (XIV)
								Class eg: X	Class eg: Y	TOTAL						
1																
(a)																
2																
Total Non-Promoter- Non Public Shareholding (C)= (C1)+(C2)																

